

Exporting meet results for submission to USMS

Method 1: Export just the meet results

This method creates a ZIP file that contains two results files (one in CL2 format and the other in HY3 format).

Swim MEET MANAGER Pro - Database: 'C:\swmeets3\M

File Set-up Events Athletes Relays Teams Seed

Open / New
Save As
Backup
Restore
Unzip File
Repair/Compact Database
Purge
Import
Export
Install Update
Disable Network Login
Open in Multi-User Mode
Network Administration
License Management

Choose

- File
- Export
- Results for Swim Manager or SWIMS or NCAA or USMS

Results for Swim Manager or SWIMS or NCAA or USMS
Entries for SWIMS Times Recon
Entry Fees for Business Manager (.CL2)
Entries for Meet Manager Merge of same meet (.HY3)
Advancers (.Hy3)
Results for Meet Manager Merge of same meet (.HY3)
Athletes / Teams / Email (.HY3)
Entries for Diving Only

Do NOT select any of these choices

Export Results

Selection Criteria

Team :

LSC :

Region :

Gender

Both
 Male Only
 Female Only

Relays

Relays Plus Athletes
 Relays Without Athletes
 No Relays

Events

Standard Events
 Time Trial Events
 Swim-off Events

Use Alternate Team Abbr
 Only Include Athletes with a USS ID

Include Splits
 Final Results Only
 Semi-Final Results Only
 Copy last .hy3 and .cl2 file
 Exclude Foreigners
 Exclude Birth Dates
 Exclude Diving
 Exclude Bonus Events

Choose "OK"

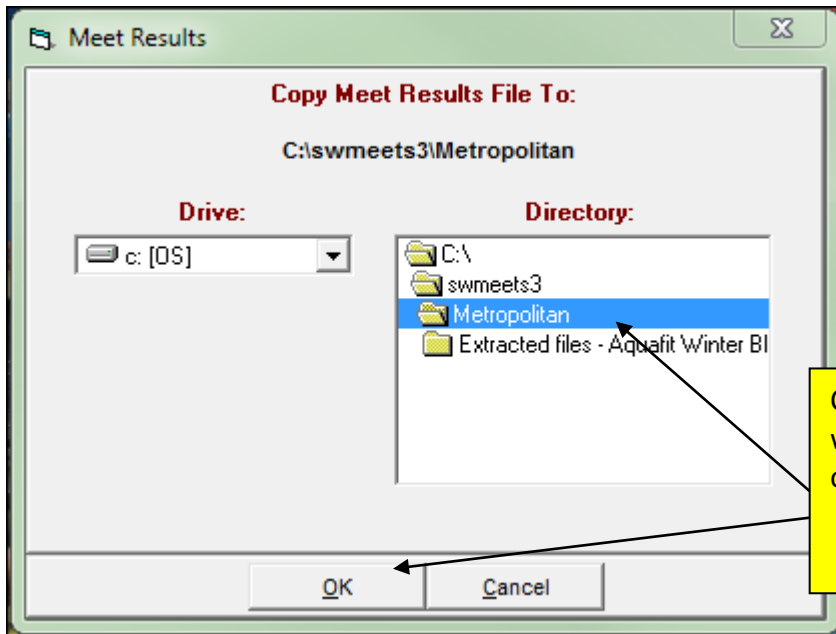
Export File Progress

Teams : 20
Athletes : 125
Entries : 426
Relays : 0
Relay Names : 0
Splits : 701

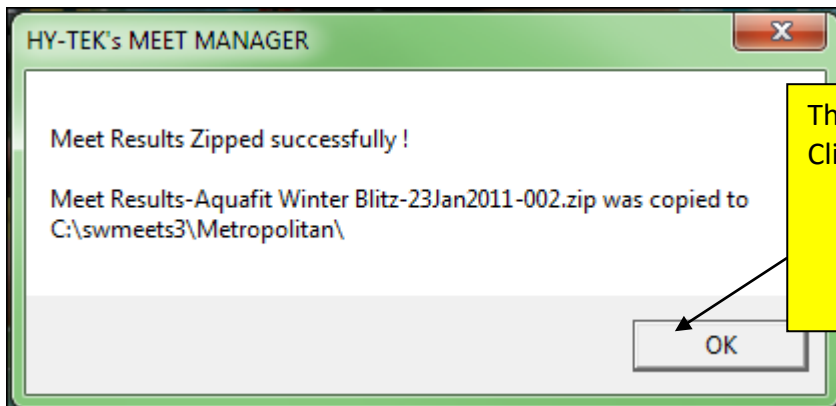
Elapsed Time : 2 seconds

Export Finished

This particular meet contained 20 teams and 125 swimmers. If that looks correct, click "OK"



Choose where you want to save the file on your computer



The file has been saved. Click "OK"

File name: Meet Results-Aquafit Winter Blitz-23Jan2011-002.zip

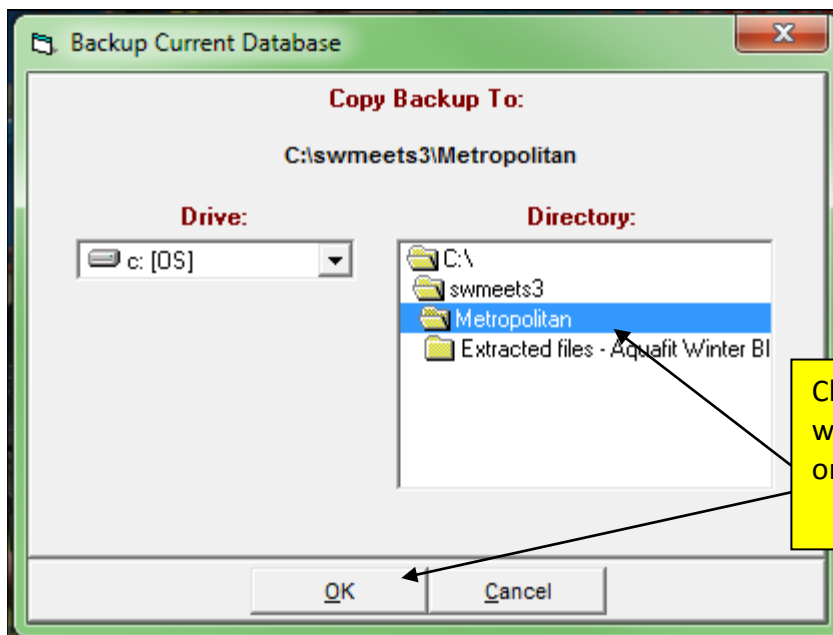
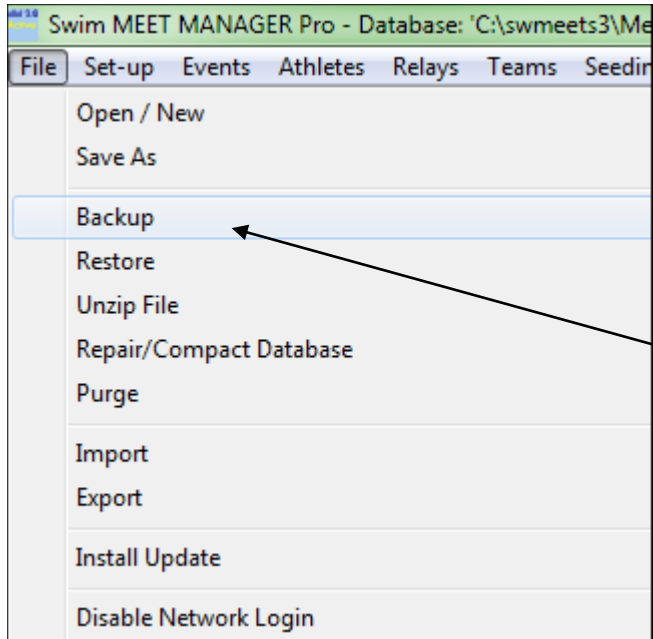
The file name begins with the words "Meet Results"

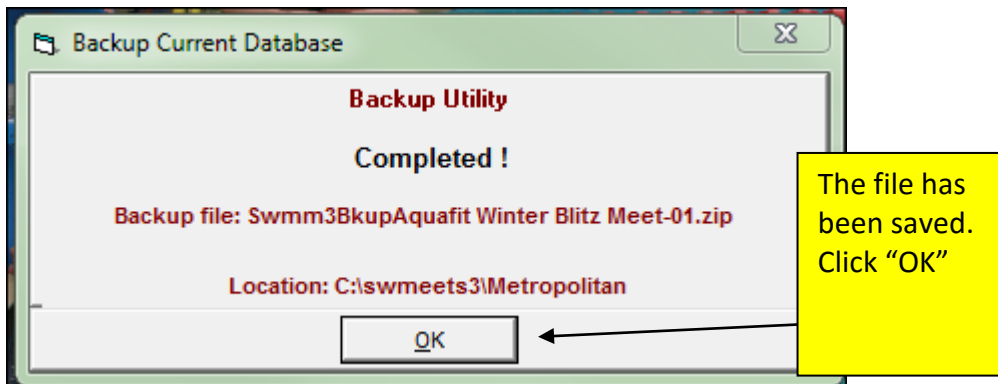
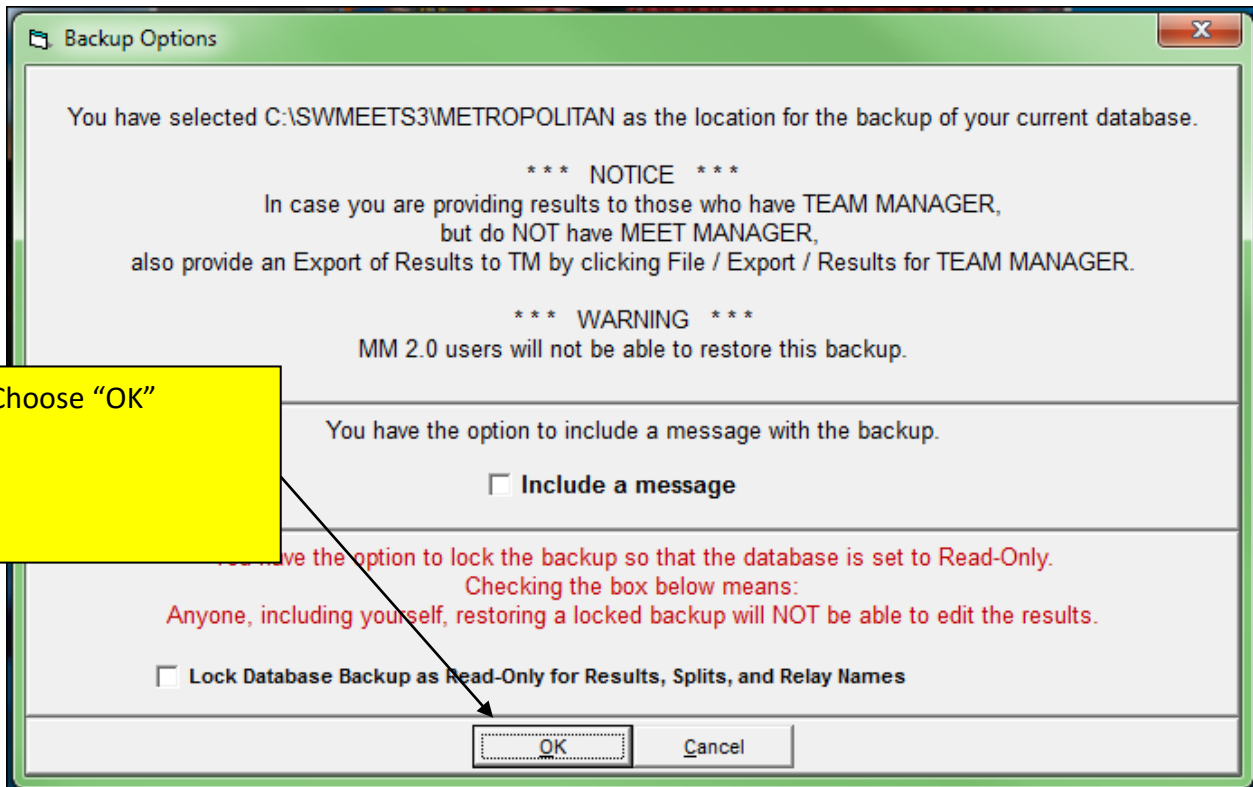
The meet name was "Aquafit Winter Blitz" and it was held on January 23, 2011

The file format is .ZIP, which is a compressed file format

Method 2: Make a complete meet backup

This method creates a ZIP file that contains a full database file (in MDB format). This format cannot be uploaded directly to the USMS meet results database. But it can be opened by the Top10 Recorder if he has Hy-Tek's Meet Manager software.





File name: Swmm3BkupAquafit Winter Blitz Meet-01.zip

The file name begins with the words "Swmm3Bkup"

The meet name was "Aquafit Winter Blitz"

The file format is .ZIP, which is a compressed file format